

PRP-Battle

- Dr. Jaak Roos
- Dr. Erik Vanlommel

www.orthopedie-turnhout.be

ORTHOPEDISCH
CENTRUM
Turnhout

1



Gij mankt zo?!

www.orthopedie-turnhout.be

ORTHOPEDISCH
CENTRUM
Turnhout

2



Nog efkes !

www.orthopedie-turnhout.be

ORTHOPEDISCH
CENTRUM
Turnhout

3



Nog efkes????

www.orthopedie-turnhout.be

ORTHOPEDISCH
CENTRUM
Turnhout

4



PRP man!!!!

www.orthopedie-turnhout.be

ORTHOPEDISCH
CENTRUM
Turnhout

5



PRP man????

www.orthopedie-turnhout.be

ORTHOPEDISCH
CENTRUM
Turnhout

6

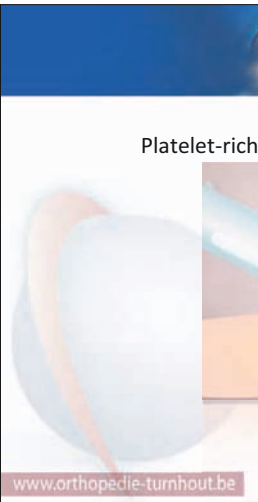



Ja, PRP!!!!

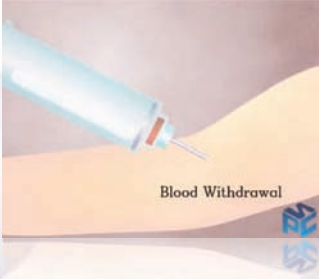
www.orthopedie-turnhout.be

ORTHOPEDISCH
CENTRUM
Turnhout

7



Platelet-rich plasma!!!



Blood Withdrawal

www.orthopedie-turnhout.be

ORTHOPEDISCH
CENTRUM
Turnhout

8



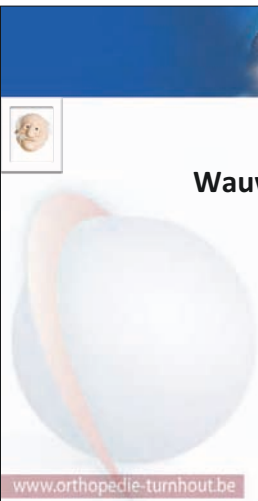
Inspuiten en voila!!




www.orthopedie-turnhout.be

ORTHOPEDISCH
CENTRUM
Turnhout

9



Wauw!!!



www.orthopedie-turnhout.be

ORTHOPEDISCH
CENTRUM
Turnhout

10



Duur?



www.orthopedie-turnhout.be

ORTHOPEDISCH
CENTRUM
Turnhout

11



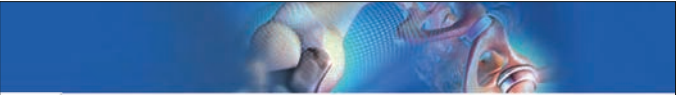
• States : 2000 \$
• EU : +/- 300 euro




www.orthopedie-turnhout.be

ORTHOPEDISCH
CENTRUM
Turnhout

12



Wauw!!!



www.orthopedie-turnhout.be

ORTHOPEDISCH
CENTRUM
Turnhout

13




Alleen voor Achillespezen?



www.orthopedie-turnhout.be


ORTHOPEDISCH
CENTRUM
Turnhout

14



Michel Sanchez


Soft tissue injuries treated with PRP include tendonopathy, tendonsitis, acute and chronic muscle strain, muscle fibrosis, ligamentous sprains, and joint capsular laxity. PRP has also been utilized to treat intra-articular injuries. Examples include arthritis, arthrofibrosis, articular cartilage defects, meniscal injury and chronic synovitis or joint inflammation.




www.orthopedie-turnhout.be

ORTHOPEDISCH
CENTRUM
Turnhout

15



Believer!!!!



www.orthopedie-turnhout.be

ORTHOPEDISCH
CENTRUM
Turnhout

16



Maar hij is niet alleen!!!

> 2400000 citaties Google

> 6335 artikels op Pubmed



www.orthopedie-turnhout.be

ORTHOPEDISCH
CENTRUM
Turnhout

17



Publicatiebias!!



www.orthopedie-turnhout.be

ORTHOPEDISCH
CENTRUM
Turnhout

18

Maar hij is niet alleen!!!

> 2400000 citaties Google

> 6335 artikels op Pubmed

---> Grote interesse in PRP

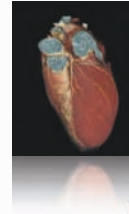



www.orthopedie-turnhout.be

ORTHOPEDISCH
CENTRUM
Turnhout

19


hartspier



www.orthopedie-turnhout.be

ORTHOPEDISCH
CENTRUM
Turnhout

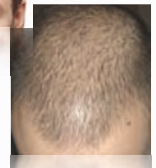
20



www.orthopedie-turnhout.be

ORTHOPEDISCH
CENTRUM
Turnhout

21



www.orthopedie-turnhout.be

ORTHOPEDISCH
CENTRUM
Turnhout

22



PRP werkt overal!!



www.orthopedie-turnhout.be

ORTHOPEDISCH
CENTRUM
Turnhout

23



"he turned to platelet-rich plasma therapy, better known as PRP, a treatment gaining ground after headlines touting its use by elite athletes including golfer **Tiger Woods**, tennis's **Rafael Nadal** and basketball's **Kobe Bryant**."



www.orthopedie-turnhout.be

ORTHOPEDISCH
CENTRUM
Turnhout

24



Zit de wetenschap tegenwoordig zo in elkaar?!

www.orthopedie-turnhout.be

ORTHOPEDISCH CENTRUM Turnhout 25



The American Journal of Sports Medicine

Positive Effect of an Autologous Platelet Concentrate in Lateral Epicondylitis in a Double-Blind Randomized Controlled Trial Platelet-Rich Plasma Versus Corticosteroid Injection With a 1-Year Follow-up


1. Joost C. Peerboom, MD*, Jordi Sluimer, MD†, Daniel J. Brujin, PhD* and Taco Gossens, PhD†‡

Study Design Randomized controlled trial; Level of evidence, I

Conclusion Treatment of patients with chronic lateral epicondylitis with PRP reduces pain and significantly increases function, exceeding the effect of corticosteroid injection. Future decisions for application of the PRP for lateral epicondylitis should be confirmed by further follow-up from this trial and should take into account possible costs and harms as well as benefits.

www.orthopedie-turnhout.be

ORTHOPEDISCH CENTRUM Turnhout 26



AAOS AMERICAN ACADEMY OF ORTHOPAEDIC SURGEONS
AMERICAN ASSOCIATION OF ORTHOPAEDIC SURGEONS

2012 AAOS News: Annual Meeting

PRP Is a Useful Option for Chronic Plantar Fasciitis
Early clinical study shows improved outcomes compared to cortisone. R.R. Monto

The control group received a single ultrasound-guided injection of 40 mg methylprednisolone at the injury site. Patients in the experimental group received a single ultrasound-guided injection (3 cc) of unbuffered autologous PRP at the injury site.

At 3-month follow-up, AOFAS scores had improved for all patients. The mean score for patients in the control group was 91 (range: 60 to 90), while for patients in the experimental group it was 95 (range: 84 to 90).

However, the average score for patients in the control group fell to 74 (range: 56 to 85) at the 6-month follow-up and to 58 (range: 45 to 77) at 12 months. In contrast, the average score for patients in the experimental PRP group remained high, at 94 (range: 87 to 100) at both 6 months and 12 months

Level of evidence: Level II

www.orthopedie-turnhout.be

ORTHOPEDISCH CENTRUM Turnhout 27



ARTHROSCOPY THE JOURNAL OF ARTHROSCOPIC AND RELATED SURGERY

Volume 26, Issue 1, Pages 50-57, January 2010 Fernando Radice, M.D.

Comparison of Magnetic Resonance Imaging Findings in Anterior Cruciate Ligament Grafts With and Without Autologous Platelet-Derived Growth Factors

Conclusions
ACL reconstruction with the use of PRPG achieves complete homogeneous grafts assessed by MRI, in 179 days compared with 369 days for ACL reconstruction without PRPG. This represents a time shortening of 48% with respect to ACL reconstruction without PRPG.

Level of Evidence
Level III, case-control study.

www.orthopedie-turnhout.be

ORTHOPEDISCH CENTRUM Turnhout 28



ARTHROSCOPY THE JOURNAL OF ARTHROSCOPIC AND RELATED SURGERY


Rotator Cuff Repair Healing Influenced by Platelet-Rich Plasma Construct Augmentation
Barber FA, M.D.

LEVEL OF EVIDENCE: Level III Case-control study

Conclusions
The addition of 2 PRPFM constructs sutured into a primary rotator cuff tendon repair resulted in lower retear rates identified on MRI than repairs without the constructs.

www.orthopedie-turnhout.be

ORTHOPEDISCH CENTRUM Turnhout 29



The American Journal of Sports Medicine

Platelet-Rich Plasma Augmentation for Arthroscopic Rotator Cuff Repair A Randomized Controlled Trial
Roberto Castriani, MD

Randomized controlled trial; Level of evidence, I

Conclusion: Our study does not support the use of autologous PRFM for augmentation of a double-row repair of a small or medium rotator cuff tear to improve the healing of the rotator cuff.

www.orthopedie-turnhout.be

ORTHOPEDISCH CENTRUM Turnhout 30

The American Journal of Sports Medicine

Autologous Platelets Have No Effect on the Healing of Human Achilles Tendon Ruptures
A Randomized Single-Blind Study
January 2011 vol. 39 no. 1 38-47
Thorsten Schepull, MD

Conclusion:
The results suggest that PRP is not useful for treatment of Achilles tendon ruptures.

www.orthopedie-turnhout.be

ORTHOPEDISCH CENTRUM Turnhout

31

Verwarrend!!

www.orthopedie-turnhout.be

ORTHOPEDISCH CENTRUM Turnhout

32

Onderzoek op proefdieren

www.orthopedie-turnhout.be

ORTHOPEDISCH CENTRUM Turnhout

33

JBJS The Journal of Bone & Joint Surgery

The Effect of Platelet-Rich Plasma on Normal Soft Tissues in the Rabbit
N. Lindsay Harris, MD, William E. Haffer, MD, Elanor van Stolk, MD, Andrew I. Larson, BSME, Shana Phinney, MA, Mark L. Parnell, MD
J Bone Joint Surg Am. 2012 May 02;94(9):786-793. doi: 10.2106/JBJS.J.00984

Conclusions:
Platelet-rich plasma can initiate an inflammatory response in the absence of an inciting injury in normal soft tissue in rabbits.

Clinical Relevance:
Platelet-rich plasma has gained widespread use clinically in the treatment of a variety of orthopedic injuries and as a surgical adjunct; however, its in vivo effect on normal tissues has not been examined in a controlled laboratory study.

www.orthopedie-turnhout.be

ORTHOPEDISCH CENTRUM Turnhout

34

JBJS The Journal of Bone & Joint Surgery

David Edward Lebel M.D., PhD
Posted on May 07, 2012

A standard inflammatory response to an injected material or a marketing spin?
Hospital For Sick Children, Toronto, Ontario, Canada

It is always a pleasure to read basic science papers in a leading musculoskeletal journal. Basic understanding of this potentially potent agent, which is being used for variety of indications, is of great importance. Although the topic is fascinating and important due to ongoing clinical research that was mentioned in the discussion section, I found the study interestingly designed. While controlling with saline injected animals we were supposed to be convinced that the inflammatory response to the injected platelet rich plasma (PRP) is unique and of a clinico-pathologic importance, I found it bothering. Wouldn't it be better while designing the study to control with a different agent such as injected BMP or even **talc powder** dissolved in saline? Since the study is completely based on histology analysis, I can't read the results other than normal inflammatory response to an injected material. A proper control would be injection of other inflammation-causing reagents and looking for the different biochemistry of the inflammatory response. Another option is downstream biochemical study to find out the biochemical distinct response to injected platelet rich plasma. Otherwise, I refer to previous clinical articles in this journal evaluating clinical studies dealing with efficacy of PRP(1,2). Lack of supporting clinical evidence regarding PRP might be not only from poor study design as stated previously(1), but from lack of proper biological activity as might be interpreted from reading this article.

www.orthopedie-turnhout.be

ORTHOPEDISCH CENTRUM Turnhout

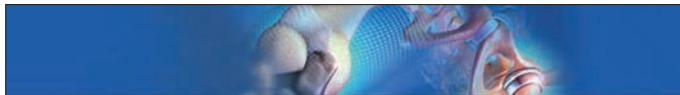
35

Literatuur PRP: van bedroevend tot hilarisch

www.orthopedie-turnhout.be

ORTHOPEDISCH CENTRUM Turnhout

36

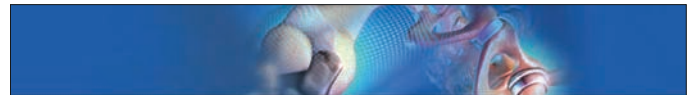


Het artsenkorps is niet innovatief genoeg!!!

www.orthopedie-turnhout.be

**ORTHOPEDISCH
CENTRUM**
Turnhout

37



Gelukkig willen de firma's vooruit!!

www.orthopedie-turnhout.be

**ORTHOPEDISCH
CENTRUM**
Turnhout

38

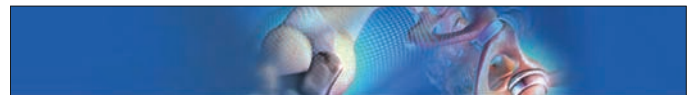


Als ge u niet goed voelt wilt ge een oplossing!!!!

www.orthopedie-turnhout.be

**ORTHOPEDISCH
CENTRUM**
Turnhout

39



De echte wetenschappers!?

www.orthopedie-turnhout.be

**ORTHOPEDISCH
CENTRUM**
Turnhout

40



Wetenschapper??

www.orthopedie-turnhout.be

**ORTHOPEDISCH
CENTRUM**
Turnhout

41





Freddie Fu



www.orthopedie-turnhout.be



**ORTHOPEDISCH
CENTRUM**
Turnhout

42

AAOS Now, 2011 PRP Forum



- The 2011 PRP Forum was staged by AAOS Now, and cochaired by AAOS Now Editor-in-Chief **S. Terry Canale, MD**, and AAOS Now editorial board member **Frank B. Kelly, MD**. It brought together approximately 50 of the most knowledgeable and experienced clinicians and researchers in the field of PRP therapy, including **Steven P. Amosky, DVM; Freddie H. Fu, MD; Wellington Hu, MD; Elizabeth Kim, MD; Allan K. Mishra, MD; Nicola Maffulli, MD, PhD; Pietro Randelli, MD; and Scott A. Rodeo, MD.**



www.orthopedie-turnhout.be

ORTHOPEDISCH CENTRUM Turnhout

43

AAOS Now, 2011 PRP Forum






In opening the forum, Dr. Amosky noted that "All PRPs are not the same, and we have to be aware of what we are putting in the patient."

www.orthopedie-turnhout.be


ORTHOPEDISCH CENTRUM Turnhout

44

AAOS Now, 2011 PRP Forum

The problem, however, is that "we don't know how PRP works," admitted Dr. Amosky. Most of the published literature on the efficacy of PRP in treating orthopaedic conditions that range from acute rotator cuff tears to chronic Achilles tendinitis have not specified the formulation used. The variation in composition does not enable scientists to compare results. "we're talking apples and oranges and bananas," said **Ramon B. Cugat, MD.**



www.orthopedie-turnhout.be

ORTHOPEDISCH CENTRUM Turnhout

45




The Journal of Bone & Joint Surgery

Efficacy of Autologous Platelet-Rich Plasma Use for Orthopaedic Indications: A Meta-Analysis

Ujjah Sheth, BHS; Nicole Simonovic, MSc; Guy Klein, DO; **Freddie Fu, MD**; Thomas A. Einhorn, MD; Emil Schemitsch, MD; Oluferi R. Ayeni, MD; Mohit Bhandari, MD, PhD

J Bone Joint Surg Am, 2012 Feb 15;94(4):298-307. doi: 10.2106/JBJS.K.00154

Conclusions: The current literature is complicated by a lack of standardization of study protocols, platelet separation techniques, and outcome measures. As a result, **there is uncertainty about the evidence to support the increasing clinical use of platelet-rich plasma** and autologous blood concentrates as a treatment modality for orthopaedic bone and soft-tissue injuries.



www.orthopedie-turnhout.be

ORTHOPEDISCH CENTRUM Turnhout

46





Typische nonbelievers!!!!

www.orthopedie-turnhout.be

ORTHOPEDISCH CENTRUM Turnhout

47



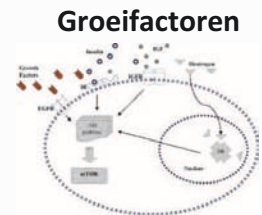
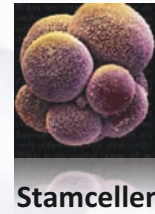
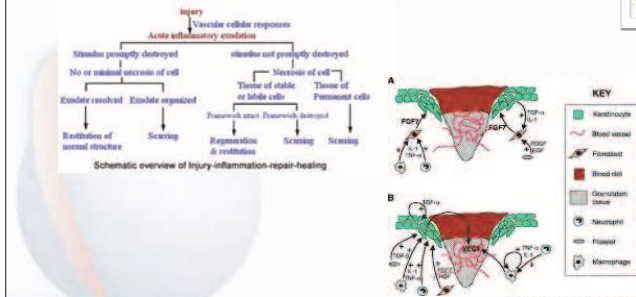



Wetenschap >< Geloof

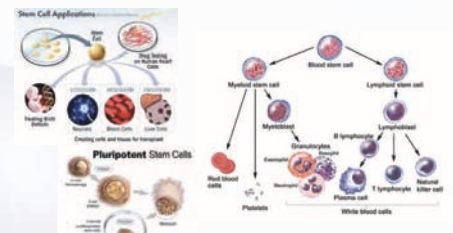
www.orthopedie-turnhout.be

ORTHOPEDISCH CENTRUM Turnhout

48

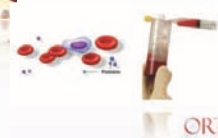


- Platelet Derived Growth Factor (PDGF)**
- Chemo-attractive for stem cells and endothelial cells
- Transforming Growth Factor (TGF-α, TGF-β)**
- Promotes differentiation for connective tissue and bone
- Vascular Endothelial Growth Factor (VEGF)**
- Stimulates angiogenesis and chemo-attractive for osteoblasts
- Insulin Like Growth Factor I (IGF-I)**
- Anabolic effects, protein synthesis, proliferation of fibroblasts
- Stromal Derived Factor-1 Alpha (SDF-1α)**
- Chemo-attractive for stem cells and endothelial cells
-
-



Hoe past PRP in dit genezingsproces???

Meer werkt beter!!








Meer werkt beter???

www.orthopedie-turnhout.be

ORTHOPEDISCH
CENTRUM
Turnhout

55









Lekker

www.orthopedie-turnhout.be

ORTHOPEDISCH
CENTRUM
Turnhout

56



Lekkerder!

www.orthopedie-turnhout.be

ORTHOPEDISCH
CENTRUM
Turnhout

57






Nog lekkerder?!

www.orthopedie-turnhout.be

ORTHOPEDISCH
CENTRUM
Turnhout

58






Deductie van mijn voeten!!!

www.orthopedie-turnhout.be

ORTHOPEDISCH
CENTRUM
Turnhout

59






Groefactoren: wisselende expressie!

www.orthopedie-turnhout.be

ORTHOPEDISCH
CENTRUM
Turnhout

60

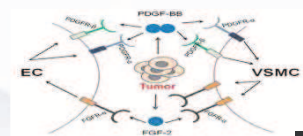


Proliferatie >< differentiatie

www.orthopedie-turnhout.be

ORTHOPEDISCH
CENTRUM
Turnhout

61



www.orthopedie-turnhout.be

ORTHOPEDISCH
CENTRUM
Turnhout

62



Buffel in de porseleinwinkel?!


www.orthopedie-turnhout.be

ORTHOPEDISCH
CENTRUM
Turnhout

63




Geen complicaties!!



www.orthopedie-turnhout.be

ORTHOPEDISCH
CENTRUM
Turnhout

64



Wie snapt er nog iets van???

www.orthopedie-turnhout.be

ORTHOPEDISCH
CENTRUM
Turnhout

65



Conclusie:



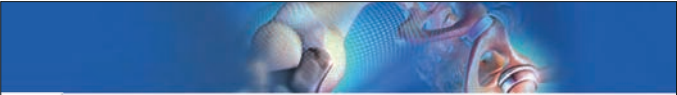

Na al dat leeswerk: geen conclusie?



www.orthopedie-turnhout.be


ORTHOPEDISCH
CENTRUM
Turnhout

66

Conclusie:

95% van de literatuur
over PRP is
onbetrouwbaar!



www.orthopedie-turnhout.be

ORTHOPEDISCH
CENTRUM
Turnhout

67




Conclusie:

Bepaalde patiënten!?
Bepaalde indicaties!?



www.orthopedie-turnhout.be

ORTHOPEDISCH
CENTRUM
Turnhout

68




Conclusie:



Tenniselleboog
Hielspoor



www.orthopedie-turnhout.be


ORTHOPEDISCH
CENTRUM
Turnhout

69

Conclusie:

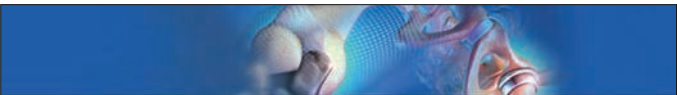

misschien,... soms...



www.orthopedie-turnhout.be


ORTHOPEDISCH
CENTRUM
Turnhout

70

Conclusie:



Onschuldiger dan chirurgie!



www.orthopedie-turnhout.be


ORTHOPEDISCH
CENTRUM
Turnhout

71

Conclusie:

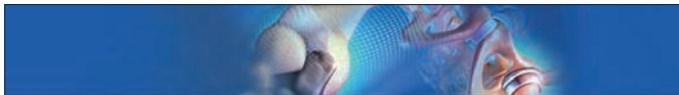
Te vroeg?
Is het de toekomst??



www.orthopedie-turnhout.be

ORTHOPEDISCH
CENTRUM
Turnhout

72

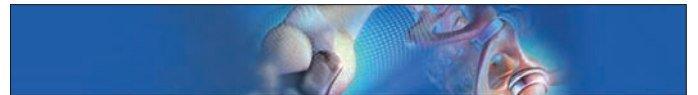


We zullen morgen wel zien wat
't geeft:
"ik zal er niet dood van gaan!"

www.orthopedie-turnhout.be

ORTHOPEDISCH
CENTRUM
Turnhout

73



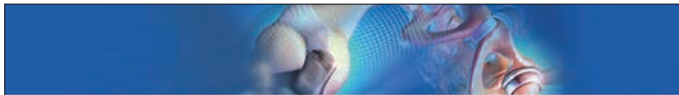
The proof of the pudding is in the eating!!



www.orthopedie-turnhout.be

ORTHOPEDISCH
CENTRUM
Turnhout

74



Vragen?

www.orthopedie-turnhout.be

ORTHOPEDISCH
CENTRUM
Turnhout

75